

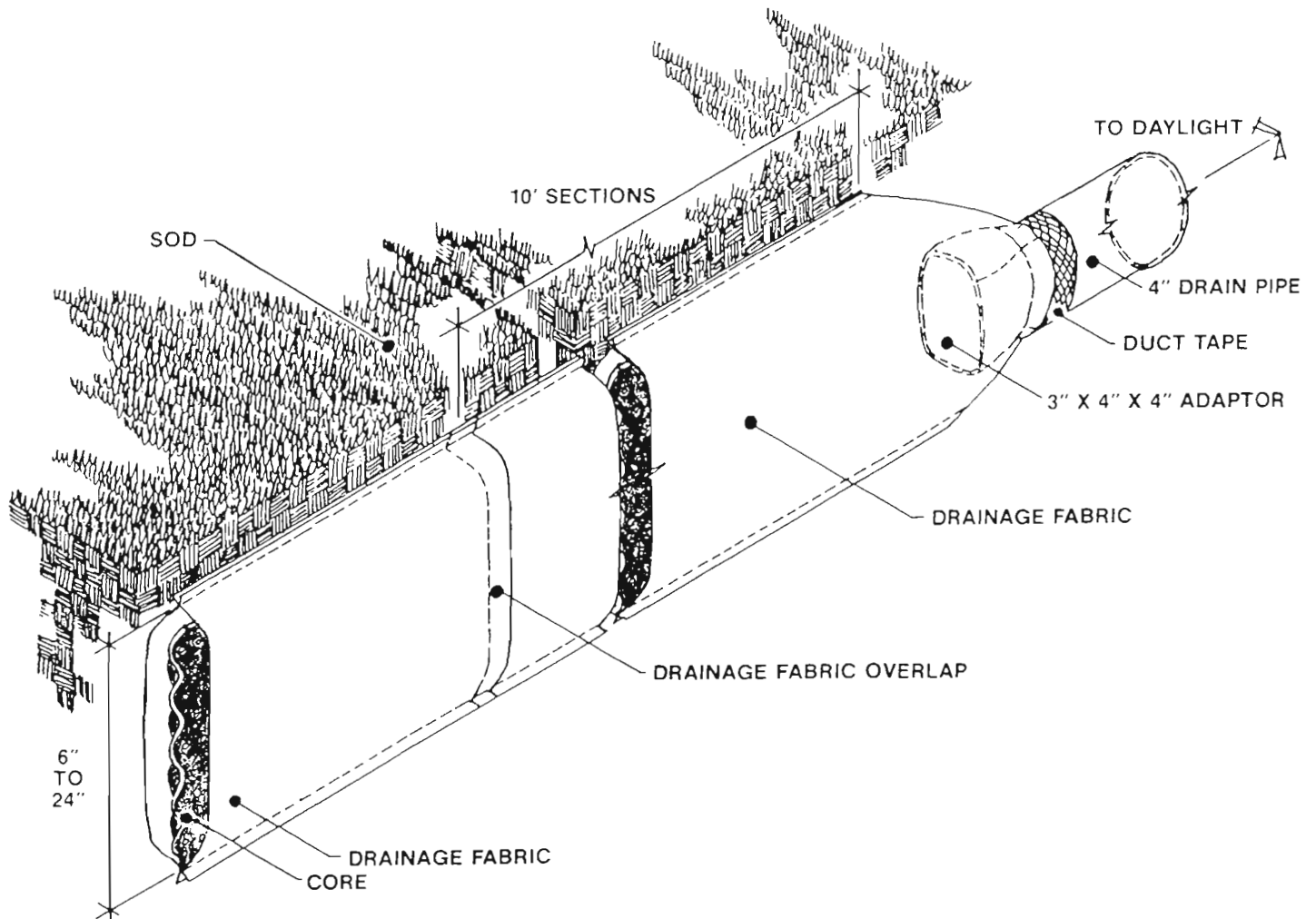
ELJEN SURFACE DRAINS (ROCKLESS FRENCH DRAIN)

PREFABRICATED ROCKLESS DRAINAGE SYSTEM: COMPLETE DOUBLE-SIDED SINGLE CORE, DRAINAGE FABRIC OVERLAPS FOR CONNECTION.

SERIES
EL00600-S

QUANTITY PRICING UPON REQUEST.

SINGLE CORE



ORDER NUMBER	HEIGHT		LENGTH
EL00606-S	6"	X	10'
EL00608-S	8"	X	10'
EL00610-S	10"	X	10'
EL00612-S	12"	X	10'
EL00614-S	14"	X	10'
EL00616-S	16"	X	10'
EL00618-S	18"	X	10'
EL00624-S	24"	X	10'

*SPECIAL SIZES AVAILABLE

NOTE: ELJEN SERIES EL00600 IS NOT MADE FOR SEWER AND DRAIN PIPE, SERIES EL00700 HAS THE PIPE SACK. FITTINGS ARE AVAILABLE FOR DAYLIGHTING COLLECTED WATER. 4" OR 6" PIPE ADAPTORS NOT INCLUDED.

PATENTED

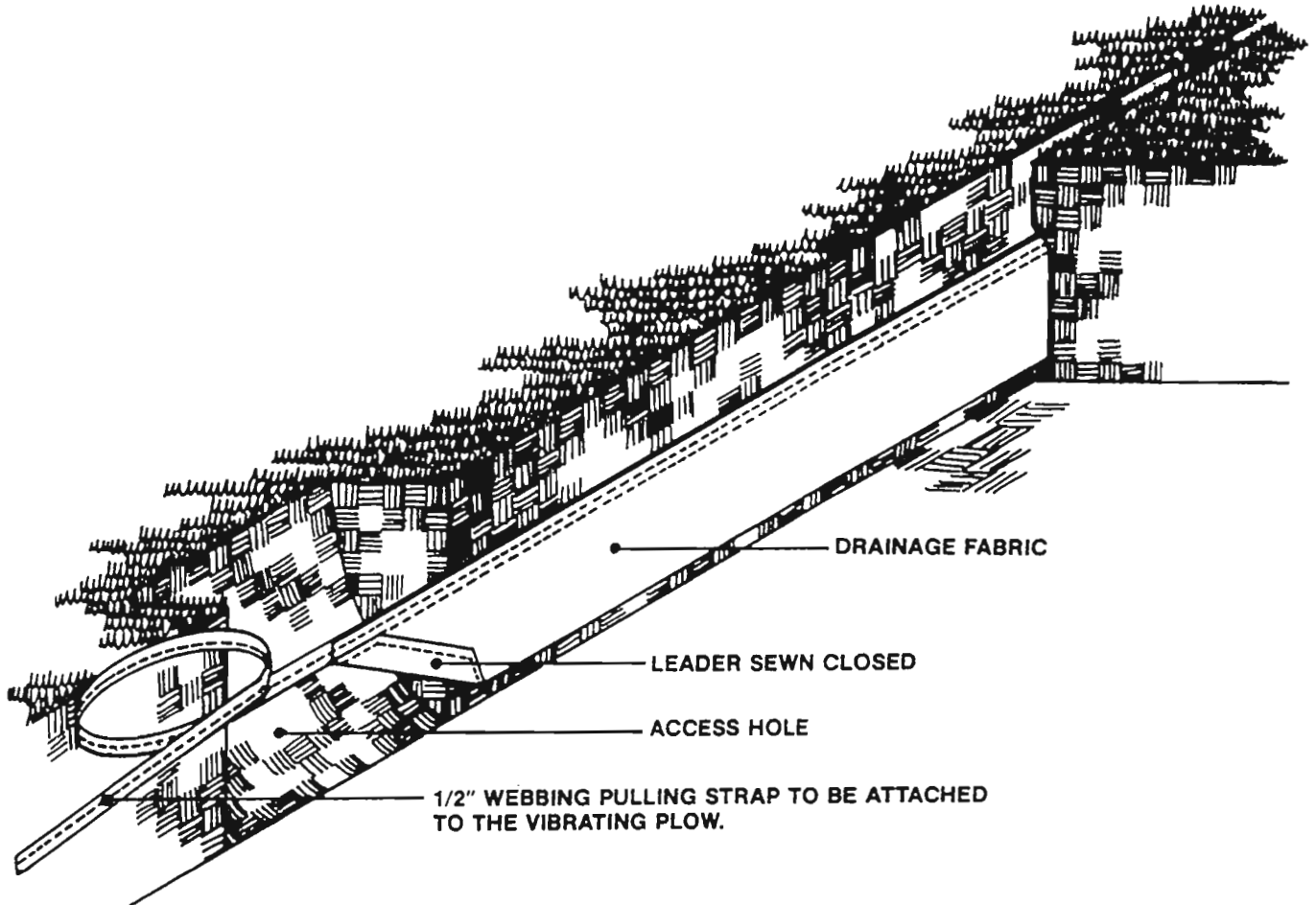
ELJEN SURFACE DRAINS (ROCKLESS FRENCH DRAIN)

PREFABRICATED ROCKLESS DRAINAGE SYSTEM: COMPLETE DOUBLE-SIDED SINGLE CORE WITH 1/2" WEBBING PULLING STRAP.

SERIES
EL00602-SP

QUANTITY PRICING UPON REQUEST.

SINGLE CORE PULLABLE - C. B. MINI DRAIN



ORDER NUMBER	HEIGHT		LENGTH
EL00602-SP25	2"	X	25'
EL00602-SP50	2"	X	50'

NOTE: 1. ESTIMATED MAXIMUM FLOW 1.67 G.P.M. FLOW DEPENDENT UPON THE PERCOLATION RATE OF SOIL.
2. RECOMMENDED INSTALLATION: STRAIGHT LINE PULL FROM ACCESS HOLE TO ACCESS HOLE. MULTIPLE DRAINS SLIDE TOGETHER. 3. NOT RECOMMENDED FOR HEAVY CLAY SOILS. VIBRATING PLOW BLADE MAY SEAL OFF WATER FLOW.

PATENTED

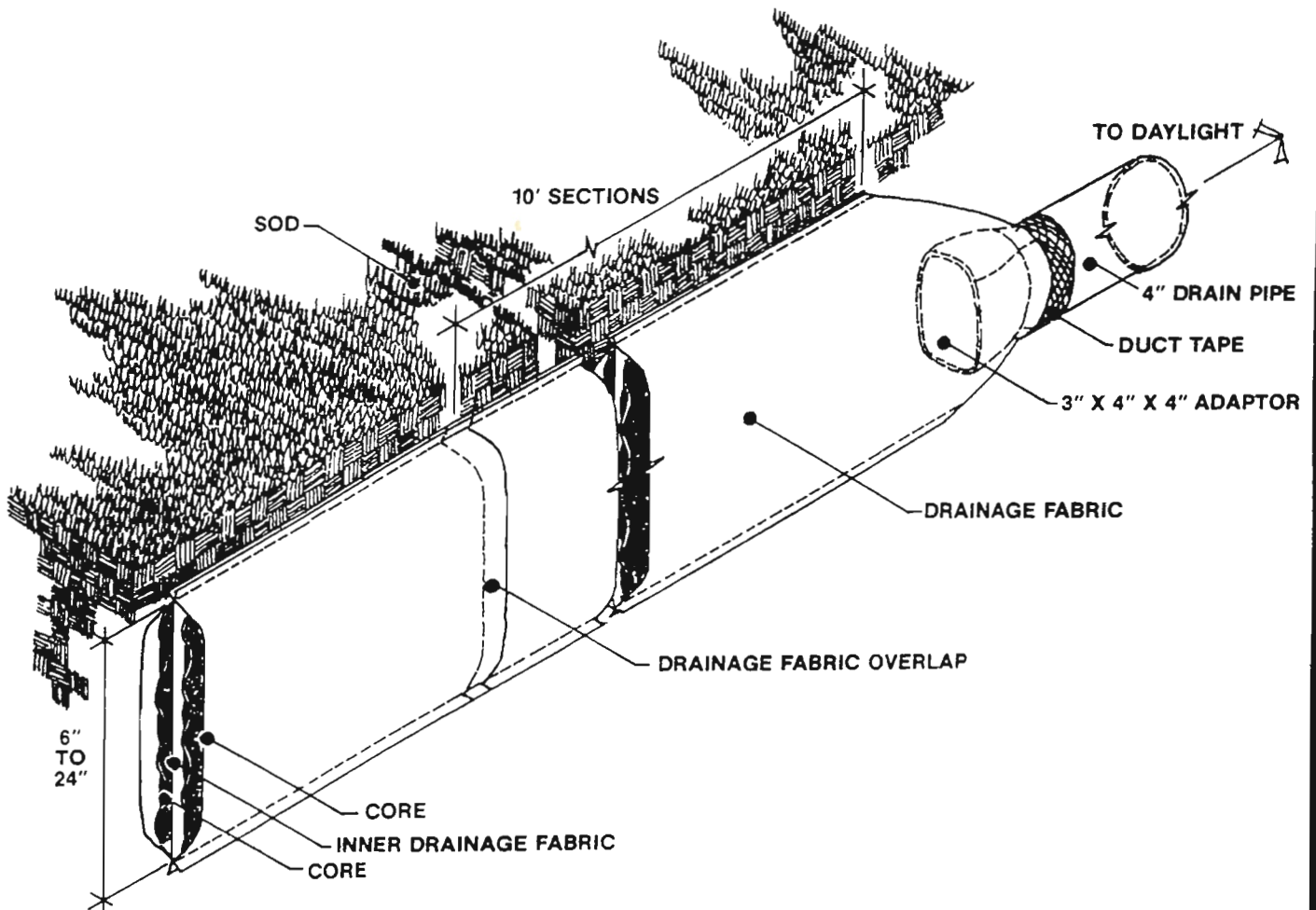
ELJEN SURFACE DRAINS (ROCKLESS FRENCH DRAIN)

PREFABRICATED ROCKLESS DRAINAGE SYSTEM: COMPLETE DOUBLE-SIDED DOUBLE SEPARATED CORES, DRAINAGE FABRIC OVERLAPS FOR CONNECTION.

SERIES
EL00600-D

QUANTITY PRICING UPON REQUEST.

DOUBLE CORE



ORDER NUMBER	HEIGHT		LENGTH
EL00606-D	6"	X	10'
EL00608-D	8"	X	10'
EL00610-D	10"	X	10'
EL00612-D	12"	X	10'
EL00614-D	14"	X	10'
EL00616-D	16"	X	10'
EL00618-D	18"	X	10'
EL00624-D	24"	X	10'

*SPECIAL SIZES AVAILABLE

NOTE: ELJEN SERIES EL00600 IS NOT MADE FOR SEWER AND DRAIN PIPE. SERIES EL00700 HAS THE PIPE SACK. FITTINGS ARE AVAILABLE FOR DAYLIGHTING COLLECTED WATER. 4" OR 6" PIPE ADAPTORS NOT INCLUDED.

PATENTED